


One Button Studio

Normal Use

Inset USB stick (USB version 3, FAT32 formatted)




Click big red button



What you see on the screen is what you get.

Optimize recording, one can rotate the camera/mic/screen via the screen bar




And tilt camera (gently please)




If One Button is Off

Open the back of cabinet by pulling on the keys (please leave the keys, do not take them)



Click main breaker button as shown



Close back of cabinet and proceed to the front, open the front glass door, under keyboard tray, click the far-right button as shown



Wait until system computer has fully booted up, 2-3 minutes.