



Anonymous Grading in Canvas

Canvas offer anonymous Grading feature, where students' names are hidden when grading and instructors are not able to identify which student they are grading.

Enable Anonymous Grading at individual level

1. Open SpeedGrader:

Assignment 1 Published Edit More Related Items

- SpeedGrader™
- Download Submissions
- Peer Reviews

1 out of 1 Submissions Graded

Instructions
Instructions
Instructions
Instructions for [Assignment 1](#)

Points 10
Submitting a text entry box or a file upload
Allowed Attempts 3

Due	For	Available from	Until
Nov 23	Everyone	Aug 1 at 12am	Nov 30 at 11:59pm

+ Rubric

2. On the upper right corner of the SpeedGrader, click on **Option**

Assignment 1
Due: Nov 23 at 11:59pm - SD

1/1 Graded 10 / 10 (100%) Average 1/1

← Test Student →

Options
Keyboard Shortcuts
Help

11111

Paper View

Submitted: Aug 28 at 12:33pm
Submitted Files: (click to load)

3. In the pop-up window, check on **Hide student names in the SpeedGrader**

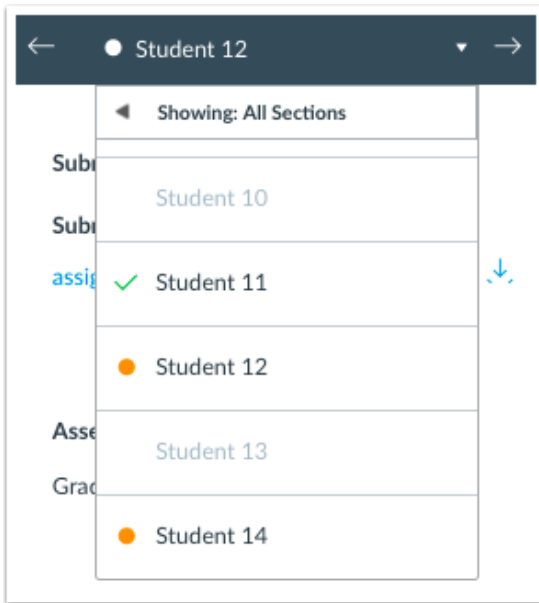
SpeedGrader Options

Sort student list by student name (alphabetical)

Hide student names in the SpeedGrader

Cancel Save Settings

4. Then, name of students should be hidden.



Note: After hiding the student's name, all the detailed information submitted by the student will be hidden in the SpeedGrader submission sidebar.

Enable Anonymous Grading at individual level

1. To enable anonymous grading for the entire course, you need to first navigate to **settings** use course navigation bar.

[New Analytics](#)

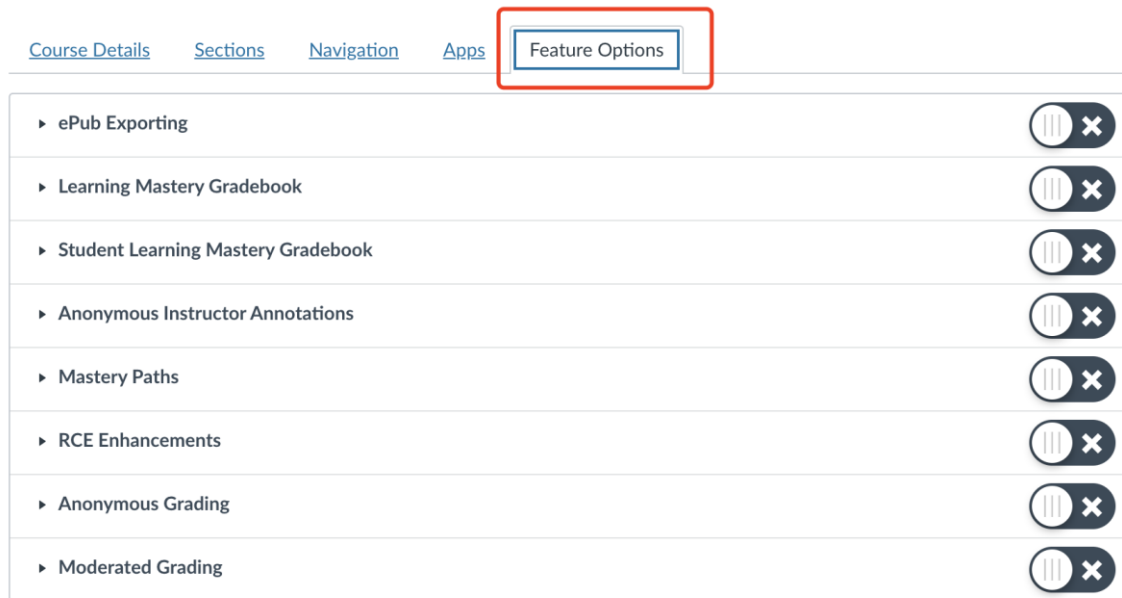
[Files](#) 

[Pages](#) 

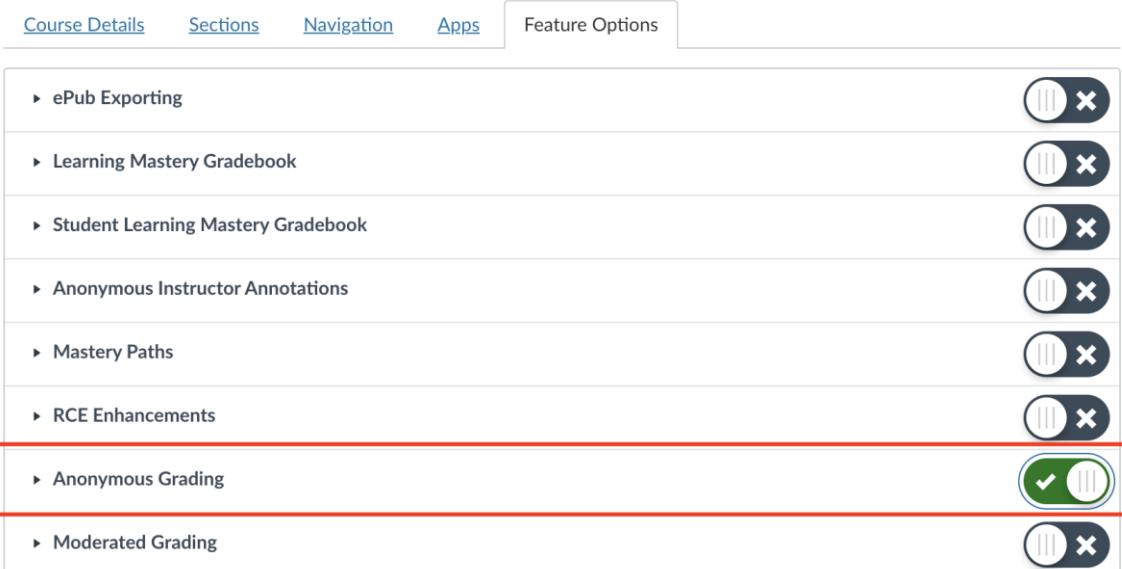
[Outcomes](#) 

[Settings](#)

2. Then, in the settings, go to **Feature options** tab



3. Here, you can enable Anonymous Grading for all the assignments in the course.



Reference:

[How do I hide student names in SpeedGrader? Canvas Community](#)

[Anonymous Grading. Canvas@Yale](#)