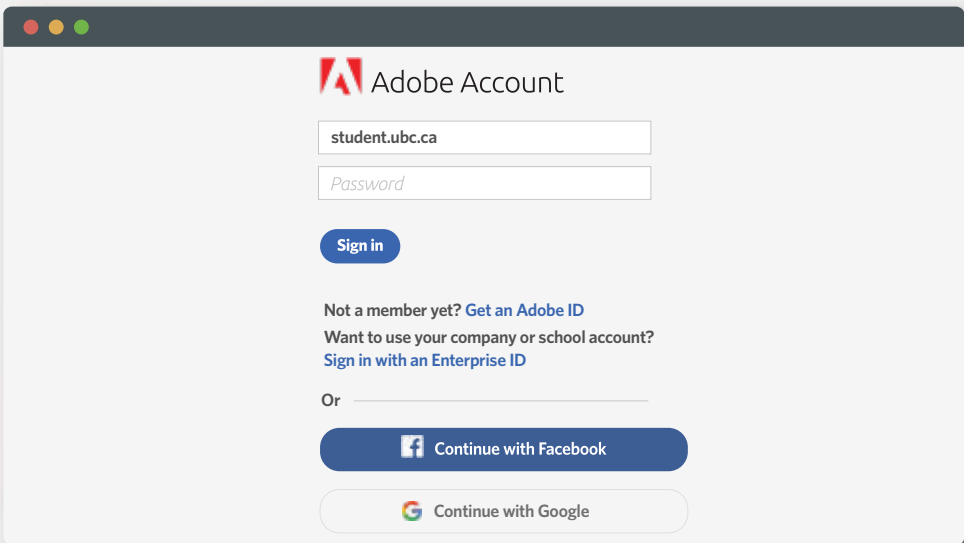


How to access Adobe Creative Cloud

Students



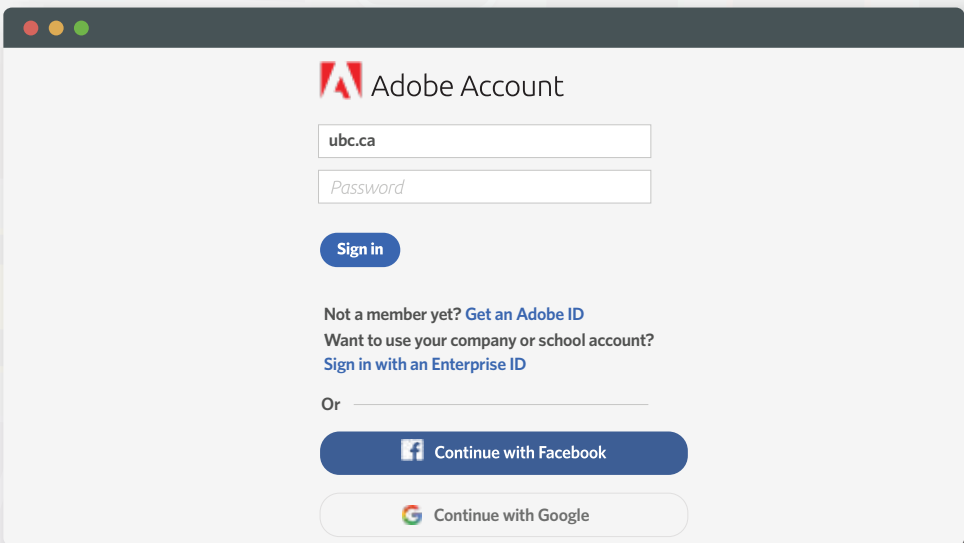
Enter **student.ubc.ca** under e-mail address and click “Sign In”.

A **password is not needed.**

Enter your Campus-Wide Login (CWL) when the CWL authentication window shows up.

****Remember to sign out after you are finished.****

Staff & Faculty



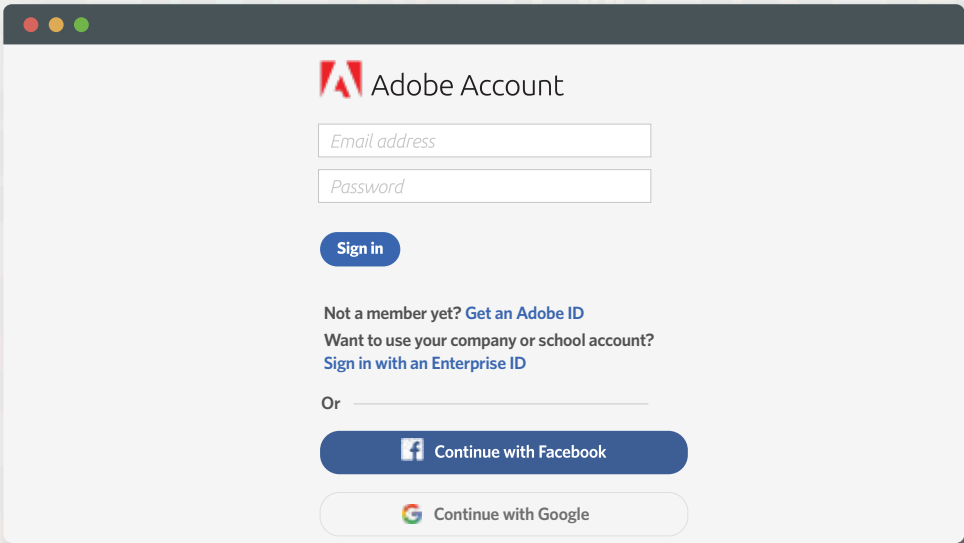
Enter **ubc.ca** under e-mail address and click “Sign In”.

A **password is not needed.**

Enter your Campus-Wide Login (CWL) when the CWL authentication window shows up.

****Remember to sign out after you are finished.****

Guests



Enter your e-mail address and password and click “Sign In”.

If you do not have an Adobe ID, you can create one by clicking on, “Get an Adobe ID”.

****Remember to sign out after you are finished.****

Signing Out

Click “Help” in the top menu. Select “Sign Out”.

UBC IT